



[Home](#) > [Getting Started](#) > GOOLSBY, THOM

### Candidate Summary

GOOLSBY, THOM

**TABLE 1: Elections**

Details	State	Year	Office	Election Status	Party	Incumbency Status	Total
<a href="#">See Details</a>	NC	2004	ATTORNEY GENERAL	Lost - Primary Election	REPUBLICAN	Challenger	\$41,073
<b>Grand Total</b>							<b>\$41,073</b>

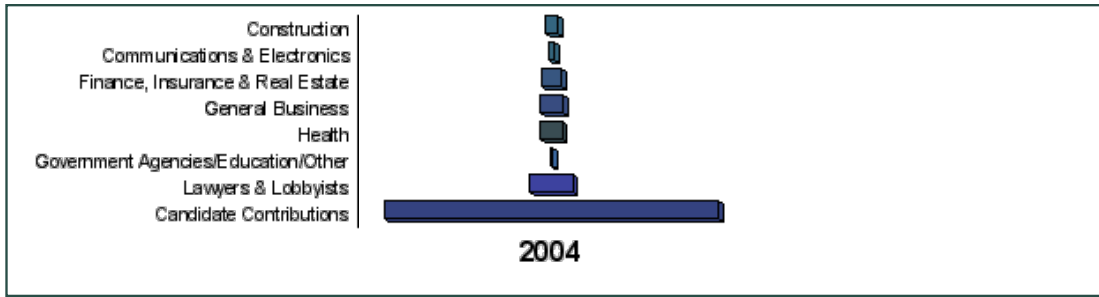
[return to top](#)

### Industry Profile

**TABLE 2: Top 15 All Time Industries**

Industry	Total
Candidate Self-finance	\$25,376
Lawyers & Lobbyists	\$3,238
Health Professionals	\$1,638
Building Materials & Equipment	\$1,000
Food & Beverage	\$1,000
Business Services	\$750
Accountants	\$713
Real Estate	\$625
Computer Equipment & Services	\$500
Insurance	\$258
Civil Servants/Public Officials	\$250


**FIGURE A: Sector Trends**



[return to top](#)

### Contributor Type Profile


**FIGURE B: Contributor Type Trends**



[return to top](#)

### Geographic Profile

**FIGURE C: In State/Out of State Trends**



**TABLE 3: Top 15 All Time Cities**    View by :    City    State    Zip

City, State	Total
Wilmington, NC	\$35,273
Burgaw, NC	\$500
Castle Hayne, NC	\$500
Westwood, MA	\$250
Wrightsville Beach, NC	\$200
Clinton, NC	\$175
Asheville, NC	\$150

[return to top](#)

<http://www.followthemoney.org/database/uniquecandidate.phtml?uc=80618>

833 N. Last Chance Gulch -- Helena, MT 59601

Phone: (406) 449-2480 | (406) 457-2091 (fax)

© Copyright 1999-2011 National Institute on Money in State Politics

Content on this site is licensed under a [Creative Commons Attribution-Noncommercial-Share Alike 3.0 United States License](#) by the National Institute on Money in State Politics.