



[Home](#) > [Getting Started](#) > BINGHAM, STAN

Candidate Summary

BINGHAM, STAN

TABLE 1: Elections

Details	State	Year	Office	Election Status	Party	Incumbency Status	Total
See Details	NC	2010	SENATE DISTRICT 033	Won	REPUBLICAN	Incumbent	\$36,100
See Details	NC	2008	SENATE DISTRICT 033	Won	REPUBLICAN	Incumbent	\$29,566
See Details	NC	2006	SENATE DISTRICT 033	Won	REPUBLICAN	Incumbent	\$29,800
See Details	NC	2004	SENATE DISTRICT 033	Won	REPUBLICAN	Incumbent	\$1,004
See Details	NC	2002	SENATE DISTRICT 033	Won	REPUBLICAN	Incumbent Running For Open Seat	\$1,845
See Details	NC	2000	SENATE DISTRICT 038	Won	REPUBLICAN	Open Seat	\$12,358
Grand Total							\$110,673

[return to top](#)

Industry Profile



Noteworthy Contributors are contributors that give in multiple states, are significant within their home state, or belong to a national organization with activity in multiple states. Contribution totals listed include contributions to this candidate for election cycles in the listed years.



Results: 1-50 of 50



TABLE 2: Noteworthy Contributors to BINGHAM, STAN

Noteworthy Contributor	Years	Records	↓Total↓
NORTH CAROLINA MEDICAL SOCIETY <i>Health Professionals</i>	2006-2008	3	\$7,000
PIEDMONT TRIAD ANESTHESIA <i>Health Professionals</i>	2006-2008	3	\$5,000
NORTH CAROLINA ASSOCIATION OF REALTORS <i>Real Estate</i>	2006-2008	3	\$4,500

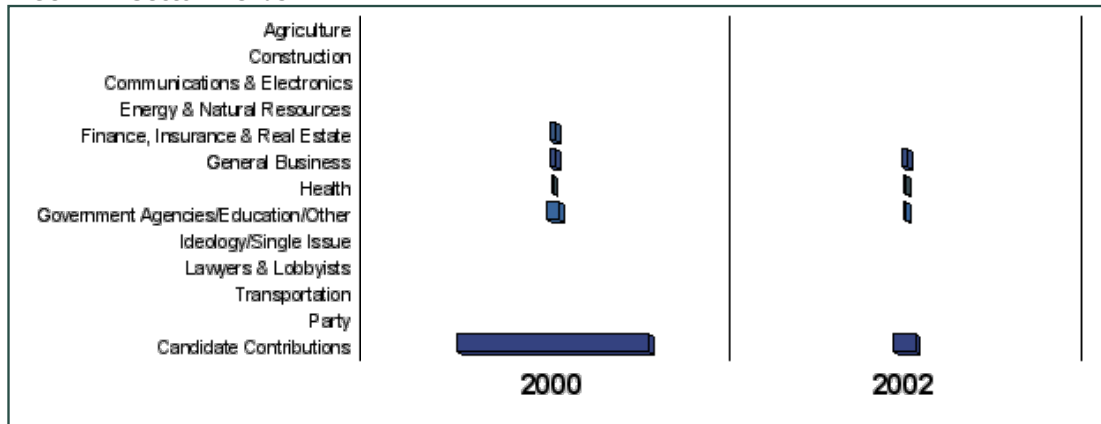
Noteworthy Contributor	Years	Records	↓Total↓
BRANCH BANKING & TRUST CORP <i>Commercial Banks</i>	2006	2	\$4,000
CAROLINA ANESTHESIOLOGY <i>Health Professionals</i>	2006-2008	3	\$3,000
DUKE ENERGY <i>Miscellaneous Energy</i>	2006-2008	2	\$2,000
GREENSBORO ANESTHESIA PHYSICIANS <i>Health Professionals</i>	2008	1	\$2,000
NORTH CAROLINA HOME BUILDERS ASSOCIATION <i>Home Builders</i>	2006-2008	2	\$2,000
NORTH CAROLINA TELEPHONE COOPERATIVE COALITION <i>Telecom Services & Equipment</i>	2006-2008	2	\$2,000
PROGRESS ENERGY <i>Electric Utilities</i>	2006-2008	2	\$2,000
NORTH CAROLINA DENTAL SOCIETY <i>Health Professionals</i>	2006-2008	4	\$1,750
BLUE CROSS BLUE SHIELD OF NORTH CAROLINA <i>Insurance</i>	2008	2	\$1,500
NORTH CAROLINA ADVOCATES FOR JUSTICE <i>Lawyers & Lobbyists</i>	2006-2008	2	\$1,500
NATIONAL RURAL ELECTRIC COOPERATIVE ASSOCIATION <i>Electric Utilities</i>	2006-2008	3	\$1,300
NORTH CAROLINA FARM BUREAU <i>Farm Bureau</i>	2006	2	\$1,300
NORTH CAROLINA BEER & WINE WHOLESALERS ASSOCIATION <i>Beer, Wine & Liquor</i>	2006-2008	2	\$1,250
BANK OF AMERICA <i>Commercial Banks</i>	2006	1	\$1,000
LORILLARD TOBACCO <i>Tobacco companies & tobacco product sales</i>	2006	1	\$1,000
NORTH CAROLINA CHIROPRACTIC ASSOCIATION <i>Health Professionals</i>	2006	1	\$1,000
NORTH CAROLINA HOSPITAL ASSOCIATION <i>Hospitals & Nursing Homes</i>	2008	1	\$1,000
NORTH CAROLINA PORK COUNCIL <i>Livestock</i>	2006-2008	2	\$1,000
R H BARRINGER DISTRIBUTING <i>Beer, Wine & Liquor</i>	2008	2	\$1,000
RJ REYNOLDS TOBACCO <i>Tobacco companies & tobacco product sales</i>	2006	1	\$1,000
UNIVERSITY DEVELOPMENT COALITION <i>Education</i>	2008	1	\$1,000
WACHOVIA BANK <i>Commercial Banks</i>	2006	1	\$1,000
ASTRAZENECA <i>Pharmaceuticals & Health Products</i>	2008	2	\$850
BELLSOUTH <i>Telecom Services & Equipment</i>	2006	1	\$750

Noteworthy Contributor	Years	Records	↓Total↓
FIRST CITIZENS BANK <i>Commercial Banks</i>	2006-2008	2	\$750
NATIONWIDE <i>Insurance</i>	2008	1	\$750
NORTH CAROLINA STATE OPTOMETRIC SOCIETY <i>Health Professionals</i>	2008	1	\$700
NORTH CAROLINA REPUBLICAN PARTY <i>Party Committees</i>	2008	1	\$666
ABBOTT LABORATORIES <i>Pharmaceuticals & Health Products</i>	2006	1	\$500
AMERICAN EXPRESS <i>Miscellaneous Finance, Insurance & Real Estate</i>	2008	1	\$500
EMBARQ <i>Telecom Services & Equipment</i>	2008	1	\$500
ENTERPRISE RENT-A-CAR <i>Automotive</i>	2006	1	\$500
NORTH CAROLINA ASSOCIATION OF LONG TERM CARE FACILITIES <i>Hospitals & Nursing Homes</i>	2006-2008	2	\$500
NORTH CAROLINA ASSOCIATION OF NURSE ANESTHETISTS <i>Health Professionals</i>	2008	1	\$500
PIEDMONT NATURAL GAS <i>Oil & Gas</i>	2006	1	\$500
TIME WARNER <i>Telecom Services & Equipment</i>	2006	1	\$500
BAXTER HEALTHCARE <i>Pharmaceuticals & Health Products</i>	2008	1	\$400
AETNA <i>Insurance</i>	2008	1	\$300
BAYER AG <i>Pharmaceuticals & Health Products</i>	2008	1	\$300
HUNTON & WILLIAMS <i>Lawyers & Lobbyists</i>	2006-2008	2	\$300
NORTH CAROLINA PETROLEUM MARKETERS ASSOCIATION <i>Oil & Gas</i>	2006	1	\$300
CAROLINAS ASSOCIATED GENERAL CONTRACTORS <i>General Contractors</i>	2006	1	\$250
GARY D OYSTER DDS <i>Health Professionals</i>	2008	1	\$250
NELSON MULLINS RILEY & SCARBOROUGH <i>Lawyers & Lobbyists</i>	2006	1	\$250
PFIZER <i>Pharmaceuticals & Health Products</i>	2008	1	\$250
ECKERD CORP <i>Retail Sales</i>	2004	1	\$200
CONSERVATION COUNCIL OF NORTH CAROLINA <i>Pro-Environmental Policy</i>	2004	2	\$4

TABLE 3: Top 15 All Time Industries

Industry	Total
Health Professionals	\$32,725
Commercial Banks	\$9,150
Real Estate	\$5,250
Electric Utilities	\$4,800
Beer, Wine & Liquor	\$4,350
Telecom Services & Equipment	\$4,250
Candidate Committees	\$4,000
Lawyers & Lobbyists	\$3,550
Pharmaceuticals & Health Products	\$3,550
Hospitals & Nursing Homes	\$3,250
Home Builders	\$3,000
Insurance	\$2,550
Miscellaneous Energy	\$2,500
Tribal Governments	\$2,000
Tobacco companies & tobacco product sales	\$2,000

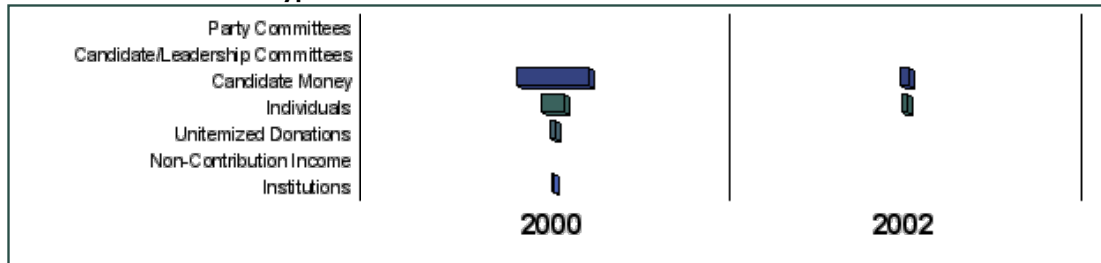
FIGURE A: Sector Trends



[return to top](#)

Contributor Type Profile

FIGURE B: Contributor Type Trends



[return to top](#)

Geographic Profile

FIGURE C: In State/Out of State Trends

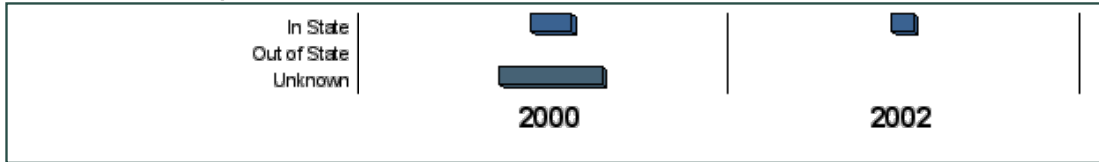


TABLE 4: Top 15 All Time Cities View by : **City** **State** **Zip**
 City, State Total

City, State	Total
Raleigh, NC	\$37,320
Greensboro, NC	\$14,000
Winston Salem, NC	\$13,350
Cary, NC	\$7,120
Charlotte, NC	\$5,850
High Point, NC	\$4,025
Shelby, NC	\$4,000
Wilmington, DE	\$3,350
Yadkinville, NC	\$2,500
Garner, NC	\$2,200
Cherokee, NC	\$2,000
Durham, NC	\$1,850
Hickory, NC	\$1,750
Columbus, OH	\$1,750
Gibsonville, NC	\$1,400

[return to top](#)

<http://www.followthemoney.org/database/uniquecandidate.phtml?uc=6059>

833 N. Last Chance Gulch -- Helena, MT 59601
 Phone: (406) 449-2480 | (406) 457-2091 (fax)
 © Copyright 1999-2011 National Institute on Money in State Politics

Content on this site is licensed under a [Creative Commons Attribution-Noncommercial-Share Alike 3.0 United States License](#) by the National Institute on Money in State Politics.