



Home > North Carolina 2010 > Candidates > HUNT, K NEAL

[Overview](#) | [Candidates](#) | [Contributors](#) | [Ballot Measures](#) | [Party Committees](#) | [Lobbyists](#) | [Lobbyist Clients](#) | [Data Sources](#)

Candidate Summary

HUNT, K NEAL (Career Profile)

Office: **SENATE**

District: **015**

Party Affiliation: **REPUBLICAN**

Incumbency Status: **Incumbent**

Election Status: **Won**

General Election Votes: **44,397**

Legislative Committees:

[Appropriations/Base Budget](#) (Senate Committee)

[Commerce](#) (Senate Committee)

[Finance](#) (Senate Committee)

[Program Evaluation](#) (Senate Committee)

[Redistricting](#) (Senate Committee)

[Transportation](#) (Senate Committee)

Total Raised to Date: **\$159,744**

Records: **545** ([See all Records](#))

[General Election Results for this Race](#)

Disclosure Reports Collected:

12/12

[See the Grid](#)

[return to top](#)

Top Contributors

TABLE 1: Top 20 Contributors

Contributor	Total	% of Total	Sector	
NORTH CAROLINA REPUBLICAN PARTY	\$11,829	7.41%	Party	See Records
NATIONWIDE	\$8,000	5.01%	Finance, Insurance & Real Estate	See Records
NORTH CAROLINA FARM BUREAU	\$6,000	3.76%	Agriculture	See Records
BANK OF AMERICA	\$4,500	2.82%	Finance, Insurance & Real Estate	See Records
NORTH CAROLINA ASSOCIATION OF REALTORS	\$4,500	2.82%	Finance, Insurance & Real Estate	See Records
COCA-COLA BOTTLING CO CONSOLIDATED	\$4,000	2.50%	General Business	See Records
BARBOUR, MAX	\$4,000	2.50%	Finance, Insurance & Real Estate	See Records
DUKE ENERGY	\$4,000	2.50%	Energy & Natural Resources	See Records
PROGRESS ENERGY	\$4,000	2.50%	Energy & Natural Resources	See Records
TRIANGLE ORTHOPADIC ASSOCIATES PA	\$4,000	2.50%	Health	See Records
BRANCH BANKING & TRUST CORP	\$4,000	2.50%	Finance, Insurance & Real Estate	See Records
LUDDY, ROBERT L	\$4,000	2.50%	General Business	See Records
MARTIN, DAVID J	\$3,500	2.19%	Finance, Insurance & Real Estate	See Records
PARRISH, R DOYLE	\$3,000	1.88%	General Business	See Records
AMERICAN ANESTHESIOLOGY OF NORTH CAROLINA	\$3,000	1.88%	Health	See Records
BENSON JR, CLIFTON L	\$3,000	1.88%	Government Agencies/Education/Other	See Records
RJ REYNOLDS TOBACCO	\$3,000	1.88%	General Business	See Records
TURNER, GEORGE M	\$3,000	1.88%	Government Agencies/Education/Other	See Records
BLUE CROSS BLUE SHIELD OF NORTH CAROLINA	\$3,000	1.88%	Finance, Insurance & Real Estate	See Records
NORTH CAROLINA DENTAL SOCIETY	\$2,925	1.83%	Health	See Records

TABLE 3: Contributions

Sector	Records	Total	% of Total
<input type="checkbox"/> Agriculture	9	\$10,400	6.51%
<input type="checkbox"/> Candidate Contributions	6	\$-97,352	-60.94%
<input type="checkbox"/> Communications & Electronics	9	\$7,600	4.76%
<input type="checkbox"/> Construction	33	\$24,349	15.24%
<input type="checkbox"/> Energy & Natural Resources	18	\$15,300	9.58%
<input type="checkbox"/> Finance, Insurance & Real Estate	105	\$71,588	44.81%
<input type="checkbox"/> General Business	25	\$21,700	13.58%
<input type="checkbox"/> Government Agencies/Education/Other	102	\$31,264	19.57%
<input type="checkbox"/> Health	34	\$20,025	12.54%
<input type="checkbox"/> Ideology/Single Issue	1	\$250	0.16%
<input type="checkbox"/> Lawyers & Lobbyists	27	\$6,150	3.85%
<input type="checkbox"/> Non-Contributions	14	\$499	0.31%
<input type="checkbox"/> Party	6	\$13,939	8.73%
<input type="checkbox"/> Transportation	4	\$3,250	2.03%
<input type="checkbox"/> Uncoded	89	\$28,118	17.60%
<input type="checkbox"/> Unitemized Contributions	63	\$2,665	1.67%
Total:	545	\$159,744	100%

Sector	Records	Total	% of Total
--------	---------	-------	------------

[View Selected Contributions](#)
[View All Contributions](#)

[return to top](#)

Contributions by Contributor Type

FIGURE B: Contributor Type Breakdown

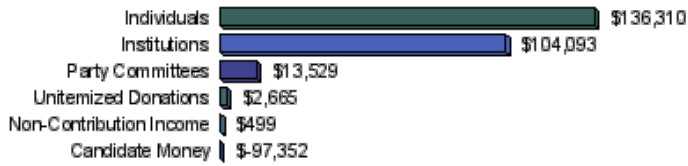
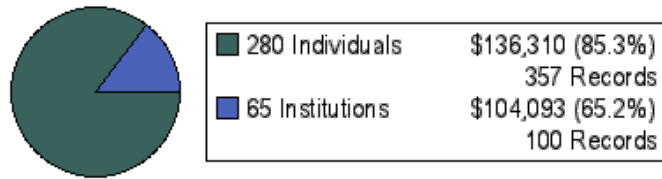


FIGURE C: Individual Vs. Institutional



[return to top](#)

Contributions by Geographic Location

FIGURE D: Location Breakdown

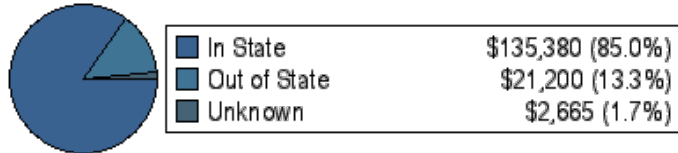


TABLE 4: Top 15 Cities	View by :	City	State	Zip	Total
	City, State				
	Raleigh, NC				\$84,205
	Charlotte, NC				\$12,000
	Columbus, OH				\$8,000
	Cary, NC				\$7,725
	Durham, NC				\$7,500
	Winston Salem, NC				\$7,000
	Wilmington, DE				\$5,000
	Wilmington, NC				\$4,250
	Greensboro, NC				\$4,050
	Apex, NC				\$2,900
	Richmond, VA				\$1,350
	Wake Forest, NC				\$1,250
	Moline, IL				\$1,000
	Chapel Hill, NC				\$1,000
	Purchase, NY				\$1,000



City, State

Total

[return to top](#)

<http://www.followthemoney.org/database/StateGlance/candidate.phtml?c=121846>

833 N. Last Chance Gulch -- Helena, MT 59601

Phone: (406) 449-2480 | (406) 457-2091 (fax)

© Copyright 1999-2011 National Institute on Money in State Politics

Content on this site is licensed under a [Creative Commons Attribution-Noncommercial-Share Alike 3.0 United States License](#) by the National Institute on Money in State Politics.