



[Home](#) > [Getting Started](#) > WALTERS, MICHAEL PAGE

Candidate Summary

WALTERS, MICHAEL PAGE

TABLE 1: Elections

Details	State	Year	Office	Election Status	Party	Incumbency Status	Total
See Details	NC	2010	SENATE DISTRICT 013	Won	DEMOCRAT	Incumbent	\$152,074
Grand Total							\$152,074

[return to top](#)

Industry Profile



Noteworthy Contributors are contributors that give in multiple states, are significant within their home state, or belong to a national organization with activity in multiple states. Contribution totals listed include contributions to this candidate for election cycles in the listed years.



Results: 1-36 of 36



TABLE 2: Noteworthy Contributors to WALTERS, MICHAEL PAGE

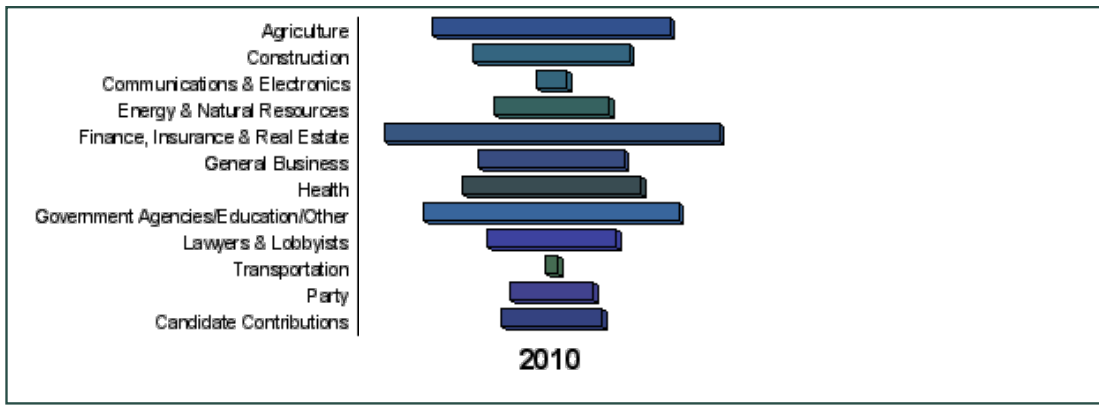
Noteworthy Contributor	Years	Records	↓Total↓
NORTH CAROLINA DEMOCRATIC PARTY <i>Party Committees</i>	2010	8	\$4,737
NORTH CAROLINA HOSPITAL ASSOCIATION <i>Hospitals & Nursing Homes</i>	2010	2	\$3,000
NATIONWIDE <i>Insurance</i>	2010	2	\$2,500
NORTH CAROLINA ASSOCIATION OF REALTORS <i>Real Estate</i>	2010	2	\$2,500
CITIZENS FOR HIGHER EDUCATION <i>Education</i>	2010	2	\$2,000
NORTH CAROLINA FARM BUREAU <i>Farm Bureau</i>	2010	1	\$2,000
NORTH CAROLINA FORESTRY ASSOCIATION <i>Forestry & Forest Products</i>	2010	1	\$2,000
NORTH CAROLINA HOME BUILDERS ASSOCIATION <i>Home Builders</i>	2010	2	\$2,000
SOUTHEAST ANESTHESIOLOGY CONSULTANTS <i>Health Professionals</i>	2010	1	\$2,000
BLUE CROSS BLUE SHIELD OF NORTH CAROLINA <i>Insurance</i>	2010	2	\$1,500
NORTH CAROLINA CHAMBER OF COMMERCE <i>Business Associations</i>	2010	2	\$1,500
STATE FARM INSURANCE <i>Insurance</i>	2010	2	\$1,500
NORTH CAROLINA ASSOCIATION OF ELECTRIC COOPERATIVES <i>Electric Utilities</i>	2010	2	\$1,100
BRANCH BANKING & TRUST CORP <i>Commercial Banks</i>	2010	1	\$1,000
CAROLINA ASPHALT PAVEMENT ASSOCIATION <i>Building Materials & Equipment</i>	2010	1	\$1,000
DUKE ENERGY <i>Miscellaneous Energy</i>	2010	1	\$1,000
INDEPENDENT INSURANCE AGENTS OF NORTH CAROLINA <i>Insurance</i>	2010	1	\$1,000
JOHN DEERE & CO <i>Agricultural Services & Products</i>	2010	1	\$1,000
NORTH CAROLINA ADVOCATES FOR JUSTICE <i>Lawyers & Lobbyists</i>	2010	1	\$1,000
NORTH CAROLINA RESTAURANT & LODGING ASSOCIATION <i>Lodging & Tourism</i>	2010	1	\$1,000
NORTH CAROLINA TELEPHONE COOPERATIVE COALITION <i>Telecom Services & Equipment</i>	2010	1	\$1,000
PROGRESS ENERGY <i>Electric Utilities</i>	2010	1	\$1,000
RJ REYNOLDS TOBACCO <i>Tobacco companies & tobacco product sales</i>	2010	1	\$1,000
WEYERHAEUSER CO <i>Forestry & Forest Products</i>	2010	1	\$1,000

Noteworthy Contributor	Years	Records	↓Total↓
NORFOLK SOUTHERN <i>Railroads</i>	2010	2	\$800
COCA-COLA BOTTLING CO CONSOLIDATED <i>Food & Beverage</i>	2010	1	\$500
MCGUIREWOODS <i>Lawyers & Lobbyists</i>	2010	1	\$500
NELSON MULLINS RILEY & SCARBOROUGH <i>Lawyers & Lobbyists</i>	2010	1	\$500
NORTH CAROLINA ASSOCIATION OF NURSE ANESTHETISTS <i>Health Professionals</i>	2010	1	\$500
NORTH CAROLINA AUTO DEALERS ASSOCIATION <i>Automotive</i>	2010	1	\$500
NORTH CAROLINA PORK COUNCIL <i>Livestock</i>	2010	1	\$500
PEPSICO <i>Food Processing & Sales</i>	2010	1	\$500
PIEDMONT NATURAL GAS <i>Oil & Gas</i>	2010	1	\$350
CAROLINAS ASSOCIATED GENERAL CONTRACTORS <i>General Contractors</i>	2010	1	\$250
CSX TRANSPORTATION <i>Railroads</i>	2010	1	\$250
INTERNATIONAL PAPER <i>Forestry & Forest Products</i>	2010	1	\$250

TABLE 3: Top 15 All Time Industries

Industry	Total
Retired	\$10,049
Insurance	\$8,800
Real Estate	\$7,600
Lawyers & Lobbyists	\$7,350
Health Professionals	\$6,700
Forestry & Forest Products	\$5,500
Party Committees	\$4,737
Candidate Self-finance	\$4,714
General Contractors	\$4,350
Crop Production & Basic Processing	\$3,800
Hospitals & Nursing Homes	\$3,475
Education	\$3,349
Food & Beverage	\$3,250
Electric Utilities	\$2,100
Farm Bureau	\$2,000

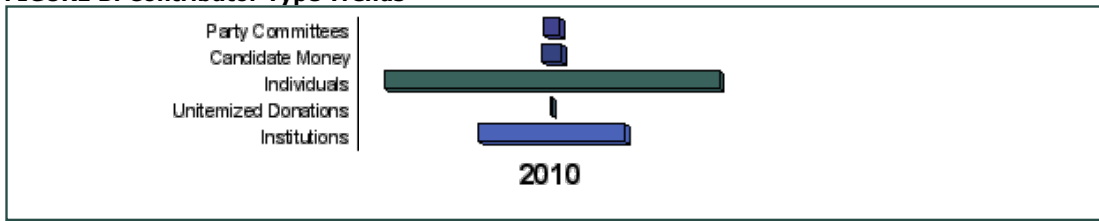
FIGURE A: Sector Trends



[return to top](#)

Contributor Type Profile

FIGURE B: Contributor Type Trends



[return to top](#)

Geographic Profile

FIGURE C: In State/Out of State Trends

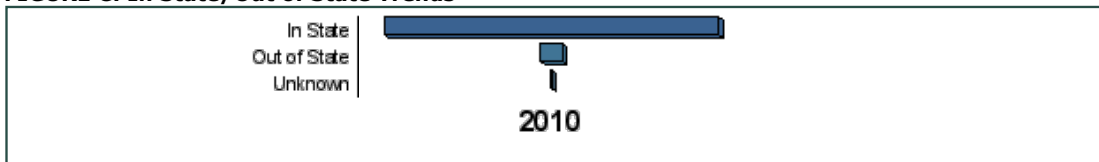


TABLE 4: Top 15 All Time Cities	View by :	City	State	Zip	Total
		City, State			
		Raleigh, NC			\$13,397
		Pembroke, NC			\$6,150
		Fairmont, NC			\$4,914
		Lumberton, NC			\$3,400
		Charlotte, NC			\$3,350
		Columbus, OH			\$2,500
		Cary, NC			\$2,000
		Wrightsville Beach, NC			\$2,000
		Beaufort, NC			\$1,500
		Durham, NC			\$1,500
		Washington, DC			\$1,250
		Moline, IL			\$1,000
		Rowland, NC			\$1,000
		Yadkinville, NC			\$1,000
		Bryn Mawr, PA			\$1,000



City, State

Total

[return to top](#)

<http://www.followthemoney.org/database/uniquecandidate.phtml?uc=141924>

833 N. Last Chance Gulch -- Helena, MT 59601

Phone: (406) 449-2480 | (406) 457-2091 (fax)

© Copyright 1999-2011 National Institute on Money in State Politics

Content on this site is licensed under a [Creative Commons Attribution-Noncommercial-Share Alike 3.0 United States License](#) by the National Institute on Money in State Politics.