



Home > Getting Started > TILLMAN, JERRY W

Candidate Summary

TILLMAN, JERRY W

TABLE 1: Elections

Details	State	Year	Office	Election Status	Party	Incumbency Status	Total
See Details	NC	2010	SENATE DISTRICT 029	Won	REPUBLICAN	Incumbent	\$51,204
See Details	NC	2008	SENATE DISTRICT 029	Won	REPUBLICAN	Incumbent	\$59,665
See Details	NC	2006	SENATE DISTRICT 029	Won	REPUBLICAN	Incumbent	\$64,820
See Details	NC	2004	SENATE DISTRICT 029	Won	REPUBLICAN	Incumbent	\$63,455
See Details	NC	2002	SENATE DISTRICT 029	Won	REPUBLICAN	Open Seat	\$74,145
Grand Total							\$313,289

[return to top](#)

Industry Profile



Noteworthy Contributors are contributors that give in multiple states, are significant within their home state, or belong to a national organization with activity in multiple states. Contribution totals listed include contributions to this candidate for election cycles in the listed years.



Results: 1-50 of 60
Page: 1 2



TABLE 2: Noteworthy Contributors to TILLMAN, JERRY W

Noteworthy Contributor	Years	Records	↓Total↓
BRANCH BANKING & TRUST CORP <i>Commercial Banks</i>	2004-2010	5	\$7,500
NORTH CAROLINA ASSOCIATION OF REALTORS <i>Real Estate</i>	2004-2010	6	\$6,250
BANK OF AMERICA <i>Commercial Banks</i>	2004-2010	6	\$6,000
CITIZENS FOR HIGHER EDUCATION <i>Education</i>	2004-2010	5	\$6,000

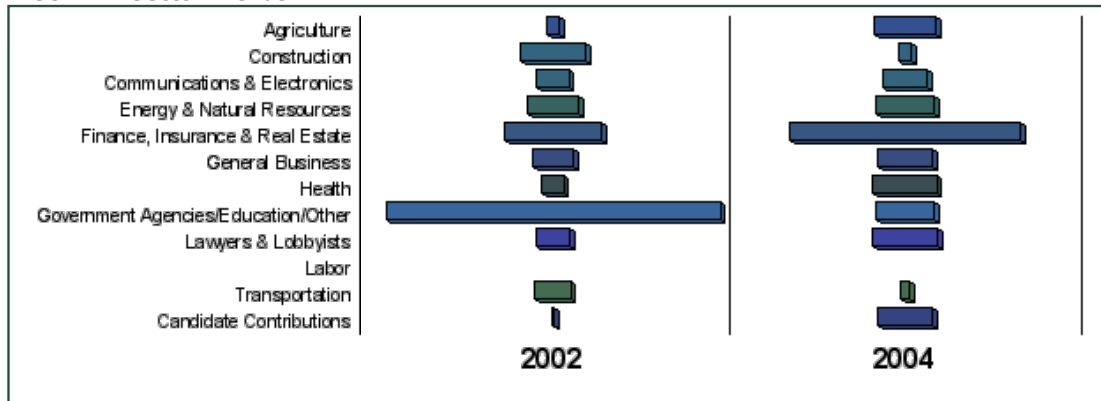
Noteworthy Contributor	Years	Records	↓Total↓
NORTH CAROLINA TELEPHONE COOPERATIVE COALITION <i>Telecom Services & Equipment</i>	2004-2010	6	\$5,500
DUKE ENERGY <i>Miscellaneous Energy</i>	2004-2010	5	\$5,000
WAL-MART <i>Retail Sales</i>	2006-2010	4	\$5,000
NORTH CAROLINA FARM BUREAU <i>Farm Bureau</i>	2006-2010	3	\$4,500
NATIONWIDE <i>Insurance</i>	2004-2010	6	\$4,200
NORTH CAROLINA HOSPITAL ASSOCIATION <i>Hospitals & Nursing Homes</i>	2004-2010	6	\$3,750
NORTH CAROLINA CHIROPRACTIC ASSOCIATION <i>Health Professionals</i>	2004-2010	6	\$3,500
NORTH CAROLINA HOME BUILDERS ASSOCIATION <i>Home Builders</i>	2004-2010	4	\$3,500
NORTH CAROLINA AUTO DEALERS ASSOCIATION <i>Automotive</i>	2004-2008	4	\$3,250
NATIONAL RURAL ELECTRIC COOPERATIVE ASSOCIATION <i>Electric Utilities</i>	2004-2008	7	\$3,125
EASTERN BAND OF CHEROKEE INDIANS <i>Tribal Governments</i>	2006-2010	3	\$3,000
PIEDMONT TRIAD ANESTHESIA <i>Health Professionals</i>	2006-2010	3	\$3,000
PROGRESS ENERGY <i>Electric Utilities</i>	2004-2008	3	\$3,000
RJ REYNOLDS TOBACCO <i>Tobacco companies & tobacco product sales</i>	2004-2010	3	\$3,000
COCA-COLA BOTTLING CO CONSOLIDATED <i>Food & Beverage</i>	2004-2010	2	\$2,250
CAROLINA ANESTHESIOLOGY <i>Health Professionals</i>	2006-2008	2	\$2,000
GREENSBORO ANESTHESIA PHYSICIANS <i>Health Professionals</i>	2008	1	\$2,000
NORTH CAROLINA MEDICAL SOCIETY <i>Health Professionals</i>	2006	2	\$2,000
NORTH CAROLINA PORK COUNCIL <i>Livestock</i>	2004-2010	5	\$2,000
BELLSOUTH <i>Telecom Services & Equipment</i>	2004-2006	2	\$1,750
AT&T <i>Telecom Services & Equipment</i>	2002-2010	4	\$1,700
FIRST CITIZENS BANK <i>Commercial Banks</i>	2004-2010	4	\$1,650
BLUE CROSS BLUE SHIELD OF NORTH CAROLINA <i>Insurance</i>	2004-2010	3	\$1,500
NORTH CAROLINA ASSOCIATION OF NURSE ANESTHETISTS <i>Health Professionals</i>	2006-2008	3	\$1,500

Noteworthy Contributor	Years	Records	↓Total↓
EMBARQ <i>Telecom Services & Equipment</i>	2008	2	\$1,250
NORTH CAROLINA ASSOCIATION OF LONG TERM CARE FACILITIES <i>Hospitals & Nursing Homes</i>	2004-2008	3	\$1,250
NORTH CAROLINA BEER & WINE WHOLESALERS ASSOCIATION <i>Beer, Wine & Liquor</i>	2004-2008	2	\$1,250
WACHOVIA BANK <i>Commercial Banks</i>	2004-2006	2	\$1,250
CENTURYLINK <i>Telecom Services & Equipment</i>	2010	1	\$1,000
NORTH CAROLINA DENTAL SOCIETY <i>Health Professionals</i>	2010	1	\$1,000
NORTH CAROLINA POULTRY FEDERATION <i>Poultry & Eggs</i>	2004	2	\$1,000
SPRINT NEXTEL <i>Telecom Services & Equipment</i>	2004-2006	2	\$1,000
STATE FARM INSURANCE <i>Insurance</i>	2010	1	\$1,000
TIME WARNER <i>TV & Movie Production/Distribution</i>	2010	1	\$1,000
ALLSTATE INSURANCE <i>Insurance</i>	2004-2010	3	\$845
NORTH CAROLINA ASSOCIATION OF ELECTRIC COOPERATIVES <i>Electric Utilities</i>	2010	1	\$800
PIEDMONT NATURAL GAS <i>Oil & Gas</i>	2004-2006	2	\$800
NORTH CAROLINA ASSOCIATION OF EDUCATORS <i>Public Sector Unions</i>	2006-2008	2	\$600
AMERICAN EXPRESS <i>Miscellaneous Finance, Insurance & Real Estate</i>	2010	1	\$500
LINCOLN NATIONAL CORP <i>Insurance</i>	2006	1	\$500
MCGUIREWOODS <i>Lawyers & Lobbyists</i>	2010	1	\$500
NATIONAL ASSOCIATION OF REALTORS <i>Real Estate</i>	2002	1	\$500
NELSON MULLINS RILEY & SCARBOROUGH <i>Lawyers & Lobbyists</i>	2010	1	\$500
NORTH CAROLINA CHAMBER OF COMMERCE <i>Business Associations</i>	2010	1	\$500
NORTH CAROLINA OUTDOOR ADVERTISING ASSOCIATION <i>Business Services</i>	2004	1	\$500
PEPSICO <i>Food & Beverage</i>	2004-2006	2	\$500

TABLE 3: Top 15 All Time Industries

Industry	Total
Retired	\$18,859
Commercial Banks	\$18,615
Health Professionals	\$18,040
Real Estate	\$14,795
Education	\$14,450
Telecom Services & Equipment	\$12,800
Lawyers & Lobbyists	\$12,745
Insurance	\$10,635
Automotive	\$8,650
Electric Utilities	\$7,925
Retail Sales	\$7,025
Hospitals & Nursing Homes	\$6,700
Miscellaneous Energy	\$6,000
Civil Servants/Public Officials	\$5,325
Republican Officials, Candidates & Former Members	\$4,800

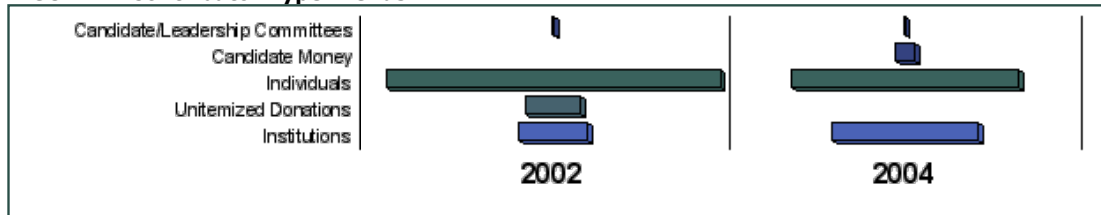
FIGURE A: Sector Trends



[return to top](#)

Contributor Type Profile

FIGURE B: Contributor Type Trends



[return to top](#)

Geographic Profile

FIGURE C: In State/Out of State Trends




TABLE 4: Top 15 All Time Cities View by : **City** **State** **Zip**

City, State	Total
Raleigh, NC	\$62,610
Asheboro, NC	\$57,020
Archdale, NC	\$24,885
Charlotte, NC	\$22,750
Winston Salem, NC	\$16,220
Randleman, NC	\$12,995
High Point, NC	\$9,860
Greensboro, NC	\$9,670
Seagrove, NC	\$6,570
Yadkinville, NC	\$6,500
Cary, NC	\$5,220
Bentonville, AR	\$5,000
Thomasville, NC	\$4,900
Trinity, NC	\$4,815
Columbus, OH	\$4,100

[return to top](#)

<http://www.followthemoney.org/database/uniquecandidate.phtml?uc=5993>

833 N. Last Chance Gulch -- Helena, MT 59601
 Phone: (406) 449-2480 | (406) 457-2091 (fax)
 © Copyright 1999-2011 National Institute on Money in State Politics

Content on this site is licensed under a [Creative Commons Attribution-Noncommercial-Share Alike 3.0 United States License](#) by the National Institute on Money in State Politics.