



Home > North Carolina 2010 > Candidates > PRESTON, JEAN ROUSE

[Overview](#) | [Candidates](#) | [Contributors](#) | [Ballot Measures](#) | [Party Committees](#) | [Lobbyists](#) | [Lobbyist Clients](#) | [Data Sources](#)

Candidate Summary

PRESTON, JEAN ROUSE (Career Profile)

Office: **SENATE**

District: **002**

Party Affiliation: **REPUBLICAN**

Incumbency Status: **Incumbent**

Election Status: **Won**

General Election Votes: **36,390**

Legislative Committees:

- [Agriculture/Environment/Natural Resources \(Senate Committee\)](#)
- [Education/Higher Education \(Senate Committee\)](#)
- [Pensions \(Senate Committee\)](#)
- [Program Evaluation \(Senate Committee\)](#)
- [Rules and Operations of the Senate \(Senate Committee\)](#)
- [Subcommittee on Education/Higher Education \(Senate Committee\)](#)

Total Raised to Date: **\$93,033**

Records: **181** ([See all Records](#))

[General Election Results for this Race](#)

Disclosure Reports Collected:

12/12

[See the Grid](#)

[return to top](#)

Top Contributors

TABLE 1: Top 20 Contributors

Contributor	Total	% of Total	Sector	
CMTE TO ELECT REPUBLICAN WOMEN	\$8,000	8.60%	Party	See Records
SMITH, DOUGLAS REED	\$4,000	4.30%	Uncoded	See Records
EASTERN NORTH CAROLINA ANESTHESIOLOGY	\$4,000	4.30%	Health	See Records
NORTH CAROLINA REPUBLICAN SENATE CAUCUS	\$3,850	4.14%	Party	See Records
BANK OF AMERICA	\$2,500	2.69%	Finance, Insurance & Real Estate	See Records
NORTH CAROLINA ASSOCIATION OF REALTORS	\$2,500	2.69%	Finance, Insurance & Real Estate	See Records
WILMINGTON ANESTHESIOLOGISTS	\$2,000	2.15%	Health	See Records
NORTH CAROLINA MEDICAL SOCIETY	\$2,000	2.15%	Health	See Records
NORTH CAROLINA FARM BUREAU	\$2,000	2.15%	Agriculture	See Records
ROUSE, THOMAS M	\$2,000	2.15%	Uncoded	See Records
CRYSTAL COAST REPUBLICAN WOMENS CLUB	\$2,000	2.15%	Party	See Records
STAN BINGHAM FOR SENATE	\$2,000	2.15%	Candidate Contributions	See Records
NORTH CAROLINA STATE FARM AGENTS & ASSOCIATES	\$2,000	2.15%	Finance, Insurance & Real Estate	See Records
DUKE ENERGY	\$2,000	2.15%	Energy & Natural Resources	See Records
ROUSE, SANDRA K	\$2,000	2.15%	Uncoded	See Records
CENTURYLINK	\$2,000	2.15%	Communications & Electronics	See Records
PROGRESS ENERGY	\$2,000	2.15%	Energy & Natural Resources	See Records
3RD DISTRICT REPUBLICAN PARTY	\$1,978	2.13%	Party	See Records
NORTH CAROLINA HOME BUILDERS ASSOCIATION	\$1,500	1.61%	Construction	See Records
NORTH CAROLINA ASSOCIATION OF ELECTRIC COOPERATIVES	\$1,250	1.34%	Energy & Natural Resources	See Records

Contributor **Total** **% of Total** **Sector**

TABLE 2: Top 15 Industries

Top Industries	Total
Party Committees	\$15,828
Health Professionals	\$10,125
Commercial Banks	\$5,250
Insurance	\$4,400
Candidate Committees	\$4,000
Real Estate	\$3,600
Electric Utilities	\$3,250
Telecom Services & Equipment	\$2,500
Miscellaneous Energy	\$2,500
Lawyers & Lobbyists	\$2,450
Retired	\$2,125
Forestry & Forest Products	\$2,000
Farm Bureau	\$2,000
Hospitals & Nursing Homes	\$1,600
Education	\$1,500

[return to top](#)

Contributions by Economic Interest

FIGURE A: Sector Breakdown




TABLE 3: Contributions

	Sector	Records	Total	% of Total
<input type="checkbox"/>	Agriculture	4	\$4,500	4.84%
<input type="checkbox"/>	Candidate Contributions	6	\$5,100	5.48%
<input type="checkbox"/>	Communications & Electronics	6	\$3,600	3.87%
<input type="checkbox"/>	Construction	4	\$2,650	2.85%
<input type="checkbox"/>	Energy & Natural Resources	7	\$5,750	6.18%
<input type="checkbox"/>	Finance, Insurance & Real Estate	19	\$14,050	15.10%
<input type="checkbox"/>	General Business	7	\$2,700	2.90%
<input type="checkbox"/>	Government Agencies/Education/Other	22	\$4,825	5.19%
<input type="checkbox"/>	Health	20	\$12,225	13.14%
<input type="checkbox"/>	Ideology/Single Issue	1	\$750	0.81%
<input type="checkbox"/>	Lawyers & Lobbyists	8	\$2,450	2.63%
<input type="checkbox"/>	Party	7	\$15,828	17.01%
<input type="checkbox"/>	Transportation	3	\$1,350	1.45%
<input type="checkbox"/>	Uncoded	67	\$17,255	18.55%
	Total:	181	\$93,033	100%

Sector	Records	Total	% of Total
--------	---------	-------	------------

[View Selected Contributions](#)
[View All Contributions](#)

[return to top](#)

Contributions by Contributor Type

FIGURE B: Contributor Type Breakdown


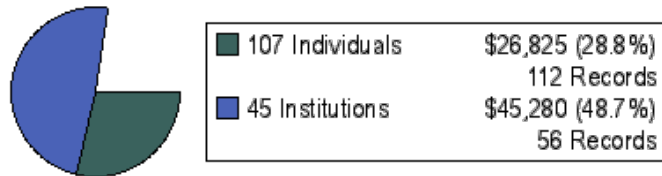


FIGURE C: Individual Vs. Institutional



[return to top](#)

Contributions by Geographic Location

FIGURE D: Location Breakdown




TABLE 4: Top 15 Cities

View by : City State Zip
City, State

City, State	Total
Raleigh, NC	\$27,150
Kannapolis, NC	\$8,000
New Bern, NC	\$6,800
Charlotte, NC	\$4,000
Kinston, NC	\$4,000
Dallas, TX	\$4,000
Emerald Isle, NC	\$3,250
Wilmington, DE	\$3,000
Beaufort, NC	\$2,850
Morehead City, NC	\$2,850
Wilmington, NC	\$2,750

City, State	Total
Oriental, NC	\$2,505
Swansboro, NC	\$2,278
Denton, NC	\$2,000
Trent Woods, NC	\$1,850

[return to top](#)

<http://www.followthemoney.org/database/StateGlance/candidate.phtml?c=121827>

833 N. Last Chance Gulch -- Helena, MT 59601
Phone: (406) 449-2480 | (406) 457-2091 (fax)
© Copyright 1999-2011 National Institute on Money in State Politics

Content on this site is licensed under a [Creative Commons Attribution-Noncommercial-Share Alike 3.0 United States License](#) by the National Institute on Money in State Politics.