



Home > North Carolina 2010 > Candidates > CLARY, DEBBIE ANN

[Overview](#) | [Candidates](#) | [Contributors](#) | [Ballot Measures](#) | [Party Committees](#) | [Lobbyists](#) | [Lobbyist Clients](#) | [Data Sources](#)

Candidate Summary

CLARY, DEBBIE ANN (Career Profile)

Office: **SENATE**

District: **046**

Party Affiliation: **REPUBLICAN**

Incumbency Status: **Incumbent**

Election Status: **Won**

General Election Votes: **32,007**

Legislative Committees:

- [Commerce](#) (Senate Committee)
- [Finance](#) (Senate Committee)
- [Health Care](#) (Senate Committee)
- [Insurance](#) (Senate Committee)
- [Judiciary II \(Criminal\)](#) (Senate Committee)
- [Program Evaluation](#) (Senate Committee)
- [Redistricting](#) (Senate Committee)

Total Raised to Date: **\$77,983**

Records: **175** ([See all Records](#))

[General Election Results for this Race](#)

Disclosure Reports Collected:

12/12

[See the Grid](#)

[return to top](#)

Top Contributors

TABLE 1: Top 20 Contributors

Contributor	Total	% of Total	Sector	
NORTH CAROLINA MEDICAL SOCIETY	\$6,000	7.69%	Health	See Records
BANK OF AMERICA	\$5,000	6.41%	Finance, Insurance & Real Estate	See Records
CMTE TO ELECT REPUBLICAN WOMEN	\$4,000	5.13%	Party	See Records
GASTON ANESTHESIA ASSOCIATES	\$4,000	5.13%	Health	See Records
SOUTHEAST ANESTHESIOLOGY CONSULTANTS	\$2,000	2.56%	Health	See Records
TRIAD RADIOLOGY ASSOCIATES	\$2,000	2.56%	Health	See Records
NATIONWIDE	\$2,000	2.56%	Finance, Insurance & Real Estate	See Records
EDELMAN, TAMMY	\$2,000	2.56%	Health	See Records
NORTH CAROLINA ASSOCIATION OF REALTORS	\$2,000	2.56%	Finance, Insurance & Real Estate	See Records
NORTH CAROLINA HOSPITAL ASSOCIATION	\$2,000	2.56%	Health	See Records
BROWN, DOUG	\$2,000	2.56%	Government Agencies/Education/Other	See Records
DUKE ENERGY	\$2,000	2.56%	Energy & Natural Resources	See Records
NORTH CAROLINA STATE FARM AGENTS & ASSOCIATES	\$1,500	1.92%	Finance, Insurance & Real Estate	See Records
ASSOCIATION FOR HOME & HOSPICE CARE OF NORTH CAROLINA	\$1,500	1.92%	Health	See Records
PATE, JASON	\$1,250	1.60%	Health	See Records
NORTH CAROLINA BEER & WINE WHOLESALERS ASSOCIATION	\$1,250	1.60%	General Business	See Records
MCGUIREWOODS	\$1,250	1.60%	Lawyers & Lobbyists	See Records
BLUE CROSS BLUE SHIELD OF NORTH CAROLINA	\$1,100	1.41%	Finance, Insurance & Real Estate	See Records
NORTH CAROLINA STATE OPTOMETRIC SOCIETY	\$1,100	1.41%	Health	See Records
NORTH CAROLINA HOME BUILDERS ASSOCIATION	\$1,000	1.28%	Construction	See Records

Contributor	Total	% of Total	Sector
-------------	-------	------------	--------

TABLE 2: Top 15 Industries

Top Industries	Total
Health Professionals	\$22,000
Commercial Banks	\$7,500
Retired	\$6,600
Insurance	\$4,600
Party Committees	\$4,000
Hospitals & Nursing Homes	\$2,500
Real Estate	\$2,350
Electric Utilities	\$2,300
Lawyers & Lobbyists	\$2,100
Miscellaneous Energy	\$2,000
Health Services	\$2,000
Pharmaceuticals & Health Products	\$1,750
Education	\$1,450
Beer, Wine & Liquor	\$1,250
Home Builders	\$1,000

[return to top](#)

Contributions by Economic Interest

FIGURE A: Sector Breakdown

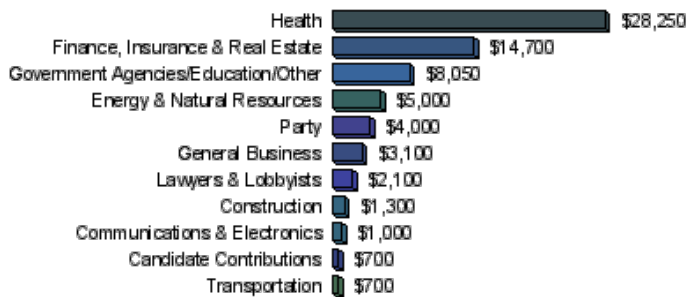


TABLE 3: Contributions

Sector	Records	Total	% of Total
<input type="checkbox"/> Candidate Contributions	2	\$701	0.90%
<input type="checkbox"/> Communications & Electronics	2	\$1,000	1.28%
<input type="checkbox"/> Construction	2	\$1,300	1.67%
<input type="checkbox"/> Energy & Natural Resources	7	\$5,000	6.41%
<input type="checkbox"/> Finance, Insurance & Real Estate	17	\$14,700	18.85%

Sector	Records	Total	% of Total
<input type="checkbox"/> General Business	7	\$3,100	3.98%
<input type="checkbox"/> Government Agencies/Education/Other	27	\$8,050	10.32%
<input type="checkbox"/> Health	29	\$28,250	36.23%
<input type="checkbox"/> Lawyers & Lobbyists	6	\$2,100	2.69%
<input type="checkbox"/> Non-Contributions	3	\$303	0.39%
<input type="checkbox"/> Party	1	\$4,000	5.13%
<input type="checkbox"/> Transportation	2	\$700	0.90%
<input type="checkbox"/> Uncoded	36	\$7,330	9.40%
<input type="checkbox"/> Unitemized Contributions	34	\$1,449	1.86%
Total:	175	\$77,983	100%

[View Selected Contributions](#)

[View All Contributions](#)

[return to top](#)

Contributions by Contributor Type

FIGURE B: Contributor Type Breakdown

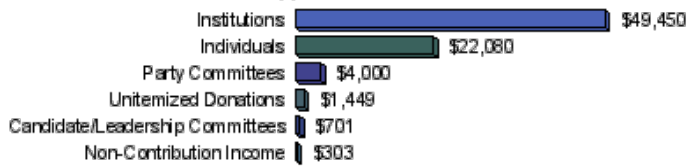



FIGURE C: Individual Vs. Institutional



[return to top](#)

Contributions by Geographic Location

FIGURE D: Location Breakdown

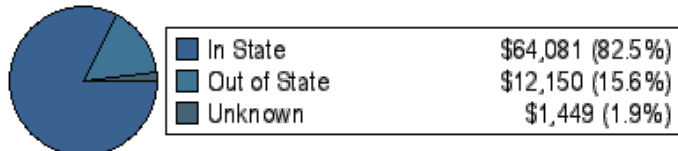


TABLE 4: Top 15 Cities **View by :** **City** **State** **Zip**

City, State **Total**

Raleigh, NC	\$19,050
Shelby, NC	\$11,250
Wilmington, DE	\$5,000
Charlotte, NC	\$4,750
Gastonia, NC	\$4,000
Kannapolis, NC	\$4,000
Winston Salem, NC	\$4,000
Cary, NC	\$3,100
Rutherfordton, NC	\$2,030
Greensboro, NC	\$2,000
Columbus, OH	\$2,000
Garner, NC	\$1,600
Cherryville, NC	\$1,250
Richmond, VA	\$1,250
Forest City, NC	\$1,150

[return to top](#)

<http://www.followthemoney.org/database/StateGlance/candidate.phtml?c=121893>

833 N. Last Chance Gulch -- Helena, MT 59601
Phone: (406) 449-2480 | (406) 457-2091 (fax)

© Copyright 1999-2011 National Institute on Money in State Politics

Content on this site is licensed under a [Creative Commons Attribution-Noncommercial-Share Alike 3.0 United States License](#) by the National Institute on Money in State Politics.