



[Home](#) > [Getting Started](#) > JACKSON, WILLIAM BRENT

**Candidate Summary**

JACKSON, WILLIAM BRENT

**TABLE 1: Elections**

Details	State	Year	Office	Election Status	Party	Incumbency Status	Total
<a href="#">See Details</a>	NC	2010	SENATE DISTRICT 010	Won	REPUBLICAN	Open Seat	\$599,087
						<b>Grand Total</b>	<b>\$599,087</b>

[return to top](#)

**Industry Profile**



Noteworthy Contributors are contributors that give in multiple states, are significant within their home state, or belong to a national organization with activity in multiple states. Contribution totals listed include contributions to this candidate for election cycles in the listed years.



Results: 1-24 of 24



**TABLE 2: Noteworthy Contributors to JACKSON, WILLIAM BRENT**

Noteworthy Contributor	Years	Records	↓Total↓
<b>NORTH CAROLINA REPUBLICAN PARTY</b> <i>Party Committees</i>	2010	10	\$176,133
<b>NORTH CAROLINA FARM BUREAU</b> <i>Farm Bureau</i>	2010	3	\$6,100
<b>SMITHFIELD FOODS</b> <i>Food Processing &amp; Sales</i>	2010	2	\$3,000
<b>NORTH CAROLINA AUTO DEALERS ASSOCIATION</b> <i>Automotive</i>	2010	1	\$2,000
<b>NORTH CAROLINA ASSOCIATION OF ELECTRIC COOPERATIVES</b> <i>Electric Utilities</i>	2010	2	\$1,500
<b>JOHN DEERE &amp; CO</b> <i>Agricultural Services &amp; Products</i>	2010	1	\$1,000
<b>NATIONWIDE</b> <i>Insurance</i>	2010	1	\$1,000
<b>NORTH CAROLINA ASSOCIATION OF REALTORS</b> <i>Real Estate</i>	2010	1	\$1,000
<b>NORTH CAROLINA FORESTRY ASSOCIATION</b> <i>Forestry &amp; Forest Products</i>	2010	1	\$1,000
<b>NORTH CAROLINA PORK COUNCIL</b> <i>Livestock</i>	2010	1	\$1,000
<b>RJ REYNOLDS TOBACCO</b> <i>Tobacco companies &amp; tobacco product sales</i>	2010	1	\$1,000
<b>NORTH CAROLINA DENTAL SOCIETY</b> <i>Health Professionals</i>	2010	2	\$750
<b>NORTH CAROLINA PETROLEUM MARKETERS ASSOCIATION</b> <i>Oil &amp; Gas</i>	2010	2	\$750
<b>NORTH CAROLINA TELEPHONE COOPERATIVE COALITION</b> <i>Telecom Services &amp; Equipment</i>	2010	2	\$750
<b>COCA-COLA BOTTLING CO CONSOLIDATED</b> <i>Food &amp; Beverage</i>	2010	1	\$500
<b>FIRST CITIZENS BANK</b> <i>Commercial Banks</i>	2010	1	\$500
<b>LORILLARD TOBACCO</b> <i>Tobacco companies &amp; tobacco product sales</i>	2010	1	\$500
<b>NATIONAL RIFLE ASSOCIATION</b> <i>Gun Control</i>	2010	1	\$500
<b>STATE FARM INSURANCE</b> <i>Insurance</i>	2010	1	\$500
<b>INTERNATIONAL PAPER</b> <i>Forestry &amp; Forest Products</i>	2010	3	\$300
<b>CAROLINA ASPHALT PAVEMENT ASSOCIATION</b> <i>Building Materials &amp; Equipment</i>	2010	1	\$250
<b>NORTH CAROLINA ASSOCIATION OF LONG TERM CARE FACILITIES</b> <i>Hospitals &amp; Nursing Homes</i>	2010	1	\$150
<b>PIEDMONT NATURAL GAS</b> <i>Oil &amp; Gas</i>	2010	1	\$150
<b>SPRINT NEXTEL</b> <i>Telecom Services &amp; Equipment</i>	2010	1	\$100

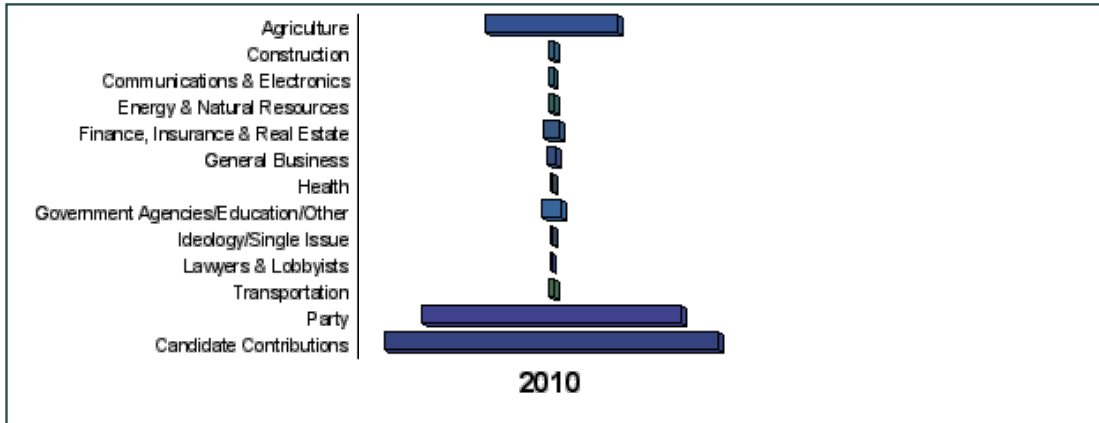
Noteworthy Contributor

Years Records ↓Total↓

**TABLE 3: Top 15 All Time Industries**

Industry	Total
Candidate Self-finance	\$222,030
Party Committees	\$180,133
Crop Production & Basic Processing	\$67,769
Retired	\$11,500
Candidate Committees	\$10,000
Livestock	\$7,750
Farm Bureau	\$6,300
Real Estate	\$5,100
Agricultural Services & Products	\$4,750
Automotive	\$3,550
Food Processing & Sales	\$3,400
Insurance	\$3,375
Tobacco companies & tobacco product sales	\$3,250
Forestry & Forest Products	\$2,300
Oil & Gas	\$2,200

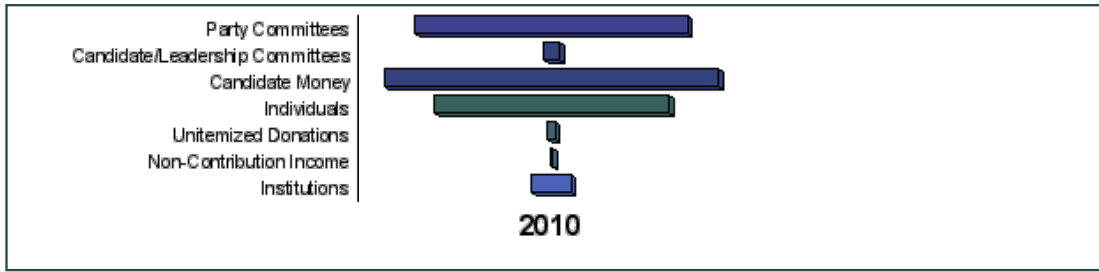
**FIGURE A: Sector Trends**



[return to top](#)

**Contributor Type Profile**


**FIGURE B: Contributor Type Trends**



[return to top](#)

**Geographic Profile**

**FIGURE C: In State/Out of State Trends**



**TABLE 4: Top 15 All Time Cities**  
City, State

View by :

City State Zip

Total

City, State	Total
Autryville, NC	\$234,959
Raleigh, NC	\$195,908
Clinton, NC	\$20,890
Wilson, NC	\$9,350
Nashville, NC	\$9,150
Dunn, NC	\$7,425
Salemburg, NC	\$7,350
Wilmington, NC	\$6,000
Pink Hill, NC	\$5,650
Wallace, NC	\$5,650
Fayetteville, NC	\$5,200
Smithfield, NC	\$5,000
Faison, NC	\$4,450
Greenville, NC	\$4,100
Roseboro, NC	\$3,975

[return to top](#)

Phone: (406) 449-2480 | (406) 457-2091 (fax)

© Copyright 1999-2011 National Institute on Money in State Politics

Content on this site is licensed under a [Creative Commons Attribution-Noncommercial-Share Alike 3.0 United States License](#) by the National Institute on Money in State Politics.