



Home > North Carolina 2010 > Candidates > RABON, WILLIAM PETER

[Overview](#) | [Candidates](#) | [Contributors](#) | [Ballot Measures](#) | [Party Committees](#) | [Lobbyists](#) | [Lobbyist Clients](#) | [Data Sources](#)

Candidate Summary

RABON, WILLIAM PETER (Career Profile)

Office: **SENATE**

District: **008**

Party Affiliation: **REPUBLICAN**

Incumbency Status: **Open Seat**

Election Status: **Won**

General Election Votes: **46,216**

Legislative Committees:

- [Agriculture/Environment/Natural Resources \(Senate Committee\)](#)
- [Finance \(Senate Committee\)](#)
- [Health Care \(Senate Committee\)](#)
- [Program Evaluation \(Senate Committee\)](#)
- [Redistricting \(Senate Committee\)](#)
- [Subcommittee on Department of Transportation \(Senate Committee\)](#)
- [Subcommittee on Health and Human Services \(Senate Committee\)](#)
- [Transportation \(Senate Committee\)](#)

Total Raised to Date: **\$502,192**

Records: **888** ([See all Records](#))

[General Election Results for this Race](#)

Disclosure Reports Collected:

11/12

[See the Grid](#)

[return to top](#)

Top Contributors

TABLE 1: Top 20 Contributors

Contributor	Total	% of Total	Sector	
NORTH CAROLINA REPUBLICAN PARTY	\$141,470	28.17%	Party	See Records

Contributor	Total	% of Total	Sector	
RABON, WILLIAM P	\$40,000	7.97%	Candidate Contributions	See Records
RABON, WILLIAM PETER	\$33,000	6.57%	Candidate Contributions	See Records
MCNULTY, WILLIAM	\$8,000	1.59%	Health	See Records
EDWARDS, RICK	\$8,000	1.59%	Transportation	See Records
BRACCIA, ANTHONY ROBERT	\$5,000	1.00%	Government Agencies/Education/Other	See Records
MCNEIL, JOHN A	\$4,000	0.80%	Uncoded	See Records
EDWARDS, ABIGAIL	\$4,000	0.80%	Transportation	See Records
SKINNER, ROBERT	\$4,000	0.80%	Construction	See Records
NORTH CAROLINA FARM BUREAU	\$4,000	0.80%	Agriculture	See Records
BRANCH BANKING & TRUST CORP	\$4,000	0.80%	Finance, Insurance & Real Estate	See Records
POWELL, CONNIE	\$4,000	0.80%	Uncoded	See Records
MCNEIL, RONALD	\$4,000	0.80%	Health	See Records
RABON, DORIS	\$4,000	0.80%	Government Agencies/Education/Other	See Records
POWELL, MICHAEL D	\$4,000	0.80%	Government Agencies/Education/Other	See Records
MUSSELWHITE, NEIL	\$4,000	0.80%	Government Agencies/Education/Other	See Records
HARRELSON, JULIE	\$3,900	0.78%	Government Agencies/Education/Other	See Records
NORTH CAROLINA ASSOCIATION OF REALTORS	\$3,250	0.65%	Finance, Insurance & Real Estate	See Records
NORTH CAROLINA AUTO DEALERS ASSOCIATION	\$3,000	0.60%	Transportation	See Records
NORTH CAROLINA VETERINARY MEDICAL ASSOCIATION	\$3,000	0.60%	Agriculture	See Records

TABLE 2: Top 15 Industries

Top Industries	Total
Party Committees	\$141,470
Candidate Self-finance	\$73,000
Retired	\$50,664
Health Professionals	\$23,225
Automotive	\$15,100
Agricultural Services & Products	\$7,625
Real Estate	\$7,300
Insurance	\$5,950
General Contractors	\$5,550
Commercial Banks	\$5,480
Lawyers & Lobbyists	\$5,350
Candidate Committees	\$5,350
Health Services	\$5,000

Top Industries	Total
Farm Bureau	\$4,000
Crop Production & Basic Processing	\$3,500

[return to top](#)

Contributions by Economic Interest

FIGURE A: Sector Breakdown

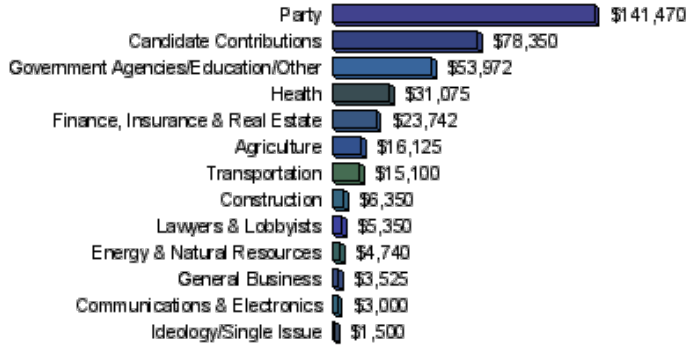


TABLE 3: Contributions

Sector	Records	Total	% of Total
<input type="checkbox"/> Agriculture	25	\$16,125	3.21%
<input type="checkbox"/> Candidate Contributions	10	\$78,350	15.60%
<input type="checkbox"/> Communications & Electronics	3	\$3,000	0.60%
<input type="checkbox"/> Construction	9	\$6,350	1.26%
<input type="checkbox"/> Energy & Natural Resources	11	\$4,740	0.94%
<input type="checkbox"/> Finance, Insurance & Real Estate	43	\$23,742	4.73%
<input type="checkbox"/> General Business	13	\$3,525	0.70%
<input type="checkbox"/> Government Agencies/Education/Other	121	\$53,973	10.75%
<input type="checkbox"/> Health	39	\$31,075	6.19%
<input type="checkbox"/> Ideology/Single Issue	2	\$1,500	0.30%
<input type="checkbox"/> Lawyers & Lobbyists	14	\$5,350	1.07%
<input type="checkbox"/> Non-Contributions	2	\$4,361	0.87%
<input type="checkbox"/> Party	9	\$141,470	28.17%
<input type="checkbox"/> Transportation	6	\$15,100	3.01%
<input type="checkbox"/> Uncoded	346	\$106,216	21.15%
<input type="checkbox"/> Unitemized Contributions	235	\$7,315	1.46%
Total:	888	\$502,192	100%

[View Selected Contributions](#)

[View All Contributions](#)

[return to top](#)

Contributions by Contributor Type

FIGURE B: Contributor Type Breakdown


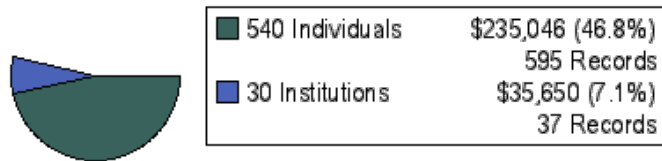


FIGURE C: Individual Vs. Institutional



[return to top](#)

Contributions by Geographic Location

FIGURE D: Location Breakdown




TABLE 4: Top 15 Cities	View by :	City	State	Zip	Total
	City, State				
	Southport, NC				\$131,747
	Wilmington, NC				\$33,964
	Whiteville, NC				\$27,882
	Shallotte, NC				\$20,215
	Raleigh, NC				\$19,750
	Oak Island, NC				\$17,734
	Leland, NC				\$6,350
	Supply, NC				\$5,650
	Ocean Isle Beach, NC				\$5,608
	Winston Salem, NC				\$5,000
	Stewartville, NJ				\$4,000
	Bolivia, NC				\$3,500
	Hampstead, NC				\$3,500
	Greensboro, NC				\$3,250
	Ash, NC				\$3,200



City, State

Total

[return to top](#)

<http://www.followthemoney.org/database/StateGlance/candidate.phtml?c=121836>

833 N. Last Chance Gulch -- Helena, MT 59601

Phone: (406) 449-2480 | (406) 457-2091 (fax)

© Copyright 1999-2011 National Institute on Money in State Politics

Content on this site is licensed under a [Creative Commons Attribution-Noncommercial-Share Alike 3.0 United States License](#) by the National Institute on Money in State Politics.