



Home > North Carolina 2010 > Candidates > BROCK, ANDREW COLEY

[Overview](#) | [Candidates](#) | [Contributors](#) | [Ballot Measures](#) | [Party Committees](#) | [Lobbyists](#) | [Lobbyist Clients](#) | [Data Sources](#)

Candidate Summary

BROCK, ANDREW COLEY (Career Profile)

Office: **SENATE**

District: **034**

Party Affiliation: **REPUBLICAN**

Incumbency Status: **Incumbent**

Election Status: **Won**

General Election Votes: **36,969**

Legislative Committees:

- [Agriculture/Environment/Natural Resources \(Senate Committee\)](#)
- [Appropriations/Base Budget \(Senate Committee\)](#)
- [Education/Higher Education \(Senate Committee\)](#)
- [Finance \(Senate Committee\)](#)
- [Judiciary I \(Civil\) \(Senate Committee\)](#)
- [Pensions \(Senate Committee\)](#)
- [Redistricting \(Senate Committee\)](#)
- [Rules and Operations of the Senate \(Senate Committee\)](#)
- [Subcommittee on General Government and Information Technology \(Senate Committee\)](#)
- [Ways and Means \(Senate Committee\)](#)

Disclosure Reports Collected:

12/12

[See the Grid](#)

Total Raised to Date: **\$33,528**

Records: **78** ([See all Records](#))

[General Election Results for this Race](#)

[return to top](#)

Top Contributors**TABLE 1: Top 20 Contributors**

Contributor	Total	% of Total	Sector	
RJ REYNOLDS TOBACCO	\$2,000	5.97%	General Business	See Records
PIEDMONT TRIAD ANESTHESIA	\$2,000	5.97%	Health	See Records
NORTHEAST ANESTHESIA & PAIN SPECIALISTS	\$2,000	5.97%	Health	See Records
NORTH CAROLINA FARM BUREAU	\$2,000	5.97%	Agriculture	See Records
NORTH CAROLINA STATE FARM AGENTS & ASSOCIATES	\$1,500	4.47%	Finance, Insurance & Real Estate	See Records
NORTH CAROLINA TELEPHONE COOPERATIVE COALITION	\$1,500	4.47%	Communications & Electronics	See Records
NORTH CAROLINA HOSPITAL ASSOCIATION	\$1,500	4.47%	Health	See Records
NORTH CAROLINA ASSOCIATION OF ELECTRIC COOPERATIVES	\$1,250	3.73%	Energy & Natural Resources	See Records
NORTH CAROLINA BEER & WINE WHOLESALERS ASSOCIATION	\$1,250	3.73%	General Business	See Records
BROCK, ANDREW C	\$1,062	3.17%	Candidate Contributions	See Records
NORTH CAROLINA FORESTRY ASSOCIATION	\$1,000	2.98%	Agriculture	See Records
DUKE ENERGY	\$1,000	2.98%	Energy & Natural Resources	See Records
NORTH CAROLINA ASSOCIATION OF REALTORS	\$1,000	2.98%	Finance, Insurance & Real Estate	See Records
NORTH CAROLINA RESTAURANT & LODGING ASSOCIATION	\$1,000	2.98%	General Business	See Records
NORTH CAROLINA HOME BUILDERS ASSOCIATION	\$1,000	2.98%	Construction	See Records
NORTH CAROLINA AUTO DEALERS ASSOCIATION	\$1,000	2.98%	Transportation	See Records
NORTH CAROLINA DENTAL SOCIETY	\$1,000	2.98%	Health	See Records
HOLLOWAY, BRYAN	\$710	2.12%	Candidate Contributions	See Records
CENTURYLINK	\$500	1.49%	Communications & Electronics	See Records
AT&T	\$500	1.49%	Communications & Electronics	See Records

TABLE 2: Top 15 Industries

Top Industries	Total
Health Professionals	\$5,250
Telecom Services & Equipment	\$2,500
Farm Bureau	\$2,000
Tobacco companies & tobacco product sales	\$2,000
Beer, Wine & Liquor	\$2,000
Hospitals & Nursing Homes	\$1,500
Insurance	\$1,500
Retired	\$1,350
Home Builders	\$1,250
Electric Utilities	\$1,250
Real Estate	\$1,075
Candidate Self-finance	\$1,062
Lodging & Tourism	\$1,000
Miscellaneous Energy	\$1,000
Forestry & Forest Products	\$1,000

Top Industries

Total

[return to top](#)

Contributions by Economic Interest

FIGURE A: Sector Breakdown

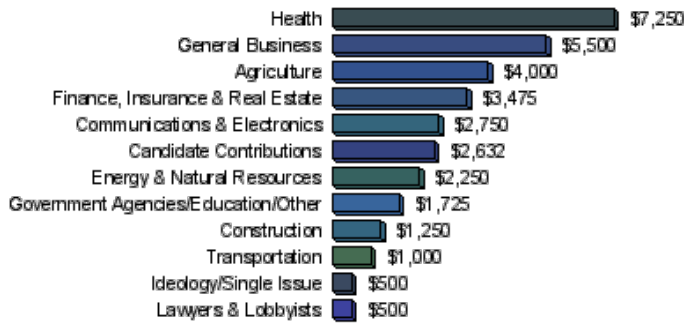


TABLE 3: Contributions

Sector	Records	Total	% of Total
<input type="checkbox"/> Agriculture	4	\$4,000	11.93%
<input type="checkbox"/> Candidate Contributions	8	\$2,633	7.85%
<input type="checkbox"/> Communications & Electronics	5	\$2,750	8.20%
<input type="checkbox"/> Construction	2	\$1,250	3.73%
<input type="checkbox"/> Energy & Natural Resources	2	\$2,250	6.71%
<input type="checkbox"/> Finance, Insurance & Real Estate	8	\$3,475	10.36%
<input type="checkbox"/> General Business	10	\$5,500	16.40%
<input type="checkbox"/> Government Agencies/Education/Other	14	\$1,725	5.15%
<input type="checkbox"/> Health	8	\$7,250	21.62%
<input type="checkbox"/> Ideology/Single Issue	1	\$500	1.49%
<input type="checkbox"/> Lawyers & Lobbyists	2	\$500	1.49%
<input type="checkbox"/> Transportation	1	\$1,000	2.98%
<input type="checkbox"/> Uncoded	2	\$200	0.60%
<input type="checkbox"/> Unitemized Contributions	11	\$495	1.48%
Total:	78	\$33,528	100%

[View Selected Contributions](#)

[View All Contributions](#)

[return to top](#)

Contributions by Contributor Type

FIGURE B: Contributor Type Breakdown

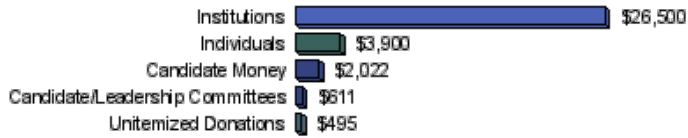
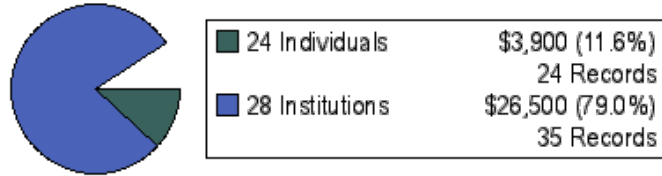


FIGURE C: Individual Vs. Institutional



[return to top](#)

Contributions by Geographic Location

FIGURE D: Location Breakdown

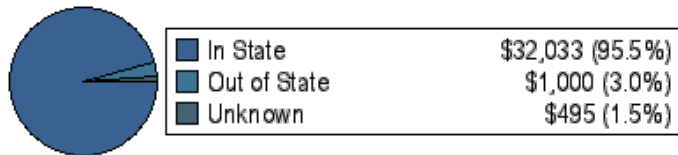


TABLE 4: Top 15 Cities

View by :
City, State

City	State	Zip	Total
Raleigh, NC			\$12,250
Winston Salem, NC			\$4,100
Mocksville, NC			\$2,687
Cary, NC			\$2,500
Concord, NC			\$2,000
Charlotte, NC			\$1,500
Yadkinville, NC			\$1,500
Advance, NC			\$1,250
Greensboro, NC			\$1,250
King, NC			\$1,070
Moline, IL			\$500
Rolesville, NC			\$500
Salisbury, NC			\$500
Bentonville, AR			\$250
Garner, NC			\$250

[return to top](#)

<http://www.followthemoney.org/database/StateGlance/candidate.phtml?c=121872>

833 N. Last Chance Gulch -- Helena, MT 59601

Phone: (406) 449-2480 | (406) 457-2091 (fax)

© Copyright 1999-2011 National Institute on Money in State Politics

Content on this site is licensed under a [Creative Commons Attribution-Noncommercial-Share Alike 3.0 United States License](#) by the National Institute on Money in State Politics.